

# N.E.ELECTRONICS LIMITED

HOUSE No.36,S.C.ROAD BYLANE-3,ATHGAON PUKURIPAR,GUWAHATI-781001  
Web site: neelectronics.co.in  
E-mail ID: [ne\\_electronic@yahoo.co.in](mailto:ne_electronic@yahoo.co.in)  
Phone No.: +91 7890587452

CIN: L32203AS1983PLC002082

**Date: May 29, 2017**

To,  
The Deputy General Manager  
Metropolitan Stock Exchange of India Ltd.  
Vibgyor Towers, 4<sup>th</sup> Floor, Plot No.C-62,  
G-Block, Opp. Trident, Bandra Kurla Complex,  
Bandra(E),  
Mumbai-400098

**Sub: Outcome of board meeting of N. E. Electronics Limited held on May 29, 2017**

Dear Sir/Madam,

With reference to the captioned subject, outcome of the meeting of the Board of Directors of N. E. Electronics Limited which was held today is as follows:

1. Audited Financial Results of the company for the quarter and year ended on March 31, 2017 were considered and approved by the Board.

Find enclosed herewith the copy of financial results and statement of Assets and Liabilities alongwith Standalone Auditors' Report pursuant to Regulation 33 of SEBI (Listing Obligations and Disclosure Requirements), 2015.

You are requested to take note of the same.

Thanking You.

Yours faithfully,  
For N.E.Electronics Limited

  
Swapan Sarkar  
Director

DIN: 05149442

Encl: As above

**When an Unmodified Opinion is expressed on the Quarterly financial results (for companies other than banks)**

**Auditor's Report On Quarterly Financial Results and Year to Date Results of the Company Pursuant to the Regulation 33 of the SEBI (Listing Obligations and Disclosure Requirements) Regulations, 2015**

To

Board of Directors of N. E. ELECTRONICS LIMITED

We have audited the quarterly financial results of N. E. Electronics Limited for the quarter ended 31/03/2017 and the year to date results for the period 01/04/2016 to 31/03/2017, attached herewith, being submitted by the company pursuant to the requirement of Regulation 33 of the SEBI (Listing Obligations and Disclosure Requirements) Regulations, 2015. These quarterly financial results as well as the year to date financial results have been prepared on the basis of the interim financial statements, which are the responsibility of the company's management. Our responsibility is to express an opinion on these financial results based on our audit of such interim financial statements, which have been prepared in accordance with the recognition and measurement principles laid down in Accounting Standard for Interim Financial Reporting (AS 25 / Ind AS 34), prescribed, under Section 133 of the Companies Act, 2013 read with relevant rules issued thereunder; or by the Institute of Chartered Accountants of India, as applicable and other accounting principles generally accepted in India.

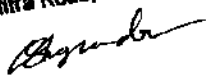
We conducted our audit in accordance with the auditing standards generally accepted in India. Those standards require that we plan and perform the audit to obtain reasonable assurance about whether the financial results are free of material misstatement(s). An audit includes examining, on a test basis, evidence supporting the amounts disclosed as financial results. An audit also includes assessing the accounting principles used and significant estimates made by management. We believe that our audit provides a reasonable basis for our opinion.

In our opinion and to the best of our information and according to the explanations given to us these quarterly financial results as well as the year to date results:

- (i) are presented in accordance with the requirements of Regulation 33 of the SEBI (Listing Obligations and Disclosure Requirements) Regulations, 2015 in this regard; and
- (ii) give a true and fair view of the net profit/ loss and other financial information for the quarter ended 31/03/2016 as well as the year to date results for the period from 01/04/2016 to 31/03/2017.

Place : Kolkata  
Dated : 29/05/2017

For SHANTIMAY MAJUMDER & CO  
Chartered Accountants  
Firm Regd. No.-317116E  
57, Ramesh Mitra Road, 1st Floor, Kol-25

  
S. Majumder  
Proprietor (M No. 053264  
PAN-ADPPM2476E





For Shantimay Majumder & Co.  
Chartered Accountants  
Firm Regn.No.: 317116E

Saantimoy Majumder  
(Proprietor)  
Membership No : 053264

# ANNEXURE I

**Statement on Impact of Audit Qualification (for the audit report with the modified opinion) submitted along-with Annual Audit Financial Results – (Statement and Consolidation Separately)**

**Statement on Impact of Audit Qualifications for the Financial Year ended March 31, 2017**  
[See Regulation 33/52 of the SEBI (LODR) (Amendment) Regulations, 2016]

i.	SL. No.	Particular	Audited Figures (as Reported before adjusting for qualifications)	Adjusted figures (audited figure after adjusting for qualifications)
	1.	Turnover / Total Income	5,51,25,878.00	5,51,25,878.00
	2.	Total Expenditure	5,08,70,088.00	5,08,70,088.00
	3.	Net Profit / (Loss)	42,55,790.00	42,55,790.00
	4.	Earing Per Shares	0.12	0.12
	5.	Total Assets	53,25,67,588.22	53,25,67,588.22
	6.	Total Liabilities	53,25,67,588.22	53,25,67,588.22
	7.	Net Worth	53,24,90,338.22	53,24,90,338.22
	8.	Any other financial items (s) (as appropriate by the management)	-	-
ii.	<b>Audit Qualification (each audit qualification separately):</b>			
	a. <b>Details of Audit Qualification:</b> There are no audit qualifications for the year ended 31 <sup>st</sup> March, 2017			
	b. <b>Type of Audit qualification :</b> Not Applicable			
	c. <b>Frequency of qualification :</b> Not Applicable			
	d. <b>For Audit Qualification(s) where the impact is quantified by the auditor, Management Views:</b> Not Applicable			
	e. <b>For Audit Qualification(s) where the impact is not quantified by the auditor:</b> Not Applicable			
	(i) <b>Management's estimation on the impact of audit qualification</b>			
	(ii) <b>If Management is unable to estimate the impact, reason for the same:</b>			
	(iii) <b>Auditor's Comments on (i) or (ii) above:</b>			
III.	<b>Signatories:</b>			
	• CEO/Managing Director			
	• CFO			
	• Audit Committee Chairman			
	• Statutory Auditor	<div>For SHANTIMAY MAJUMDER &amp; CO Chartered Accountants Firm Regd. No.-317116E 57, Ramesh Mitra Road, 1st Floor, Kol-25</div> <div> S. Majumder Firm Id No. 053264 F.N-ADPPM2476E</div>		
	Place: Kolkata			
	Date: 29/05/2017			

**N.E. Electronics Limited**

Regd. Office : House No. 36, S.C.Road Bylane-3

Athgaon Pukuripar, Guwahati - 781 001

**Statement of Standalone Audited Financial Results (Provisional) of Quarter Ended On 31st March, 2017**

(Rs. in Lakhs)

	Particulars	3 Months ended 31/03/2017	Preceding 3 months ended 31/12/2016	Corresponding 3 months ended in the previous year 31/03/2016	Year to date figures current period ended 31/03/2017	Year to date figures for the previous year ended 31/03/2016	Previous year ended 31/03/2017
	(Refer Notes Below)	(Audited)	(Audited)	(Audited)	(Audited)	(Audited)	(Audited)
1	<b>Income from Operations</b>						
	(a) Net sales/income from operation (Net of excise duty)	232.00	15.00	30.07	320.23	867.08	320.23
	(b) Other operating income	-	-	-	-	-	-
	<b>Total Income from operations (net)</b>	<b>232.00</b>	<b>15.00</b>	<b>30.07</b>	<b>320.23</b>	<b>867.08</b>	<b>320.23</b>
2	<b>Expenses</b>						
	(a) Cost of materials consumed	-	-	-	-	-	-
	(b) Purchase of stock-in-trade	336.94	-	36.70	469.84	368.20	469.84
	(c) Changes in Inventories of finished goods, work-in-progress and stock-in-trade	(33.77)	15.00	23.45	3.06	636.73	3.06
	(d) Employee benefits expense	2.93	2.93	2.95	11.73	9.31	11.73
	(e) Depreciation and amortisation expense	-	-	-	-	-	-
	(f) Other expenses (Any item exceeding 10% of the total expenses relating to continuing operations to be shown separately)	3.66	1.48	2.78	27.13	9.43	27.13
	<b>Total expenses</b>	<b>309.76</b>	<b>19.41</b>	<b>65.88</b>	<b>511.76</b>	<b>1,023.67</b>	<b>511.76</b>
3	<b>Profit/(Loss) from operations before other income, finance costs and exceptional items (1-2)</b>	<b>(77.76)</b>	<b>(4.41)</b>	<b>(35.81)</b>	<b>(191.53)</b>	<b>(156.59)</b>	<b>(191.53)</b>
4	<b>Other income</b>	<b>69.90</b>	<b>45.21</b>	<b>58.51</b>	<b>234.09</b>	<b>206.17</b>	<b>234.09</b>
5	<b>Profit/ (Loss) from ordinary activities before finance costs and exceptional (3+/-)4)</b>	<b>(7.86)</b>	<b>40.80</b>	<b>22.70</b>	<b>42.56</b>	<b>49.58</b>	<b>42.56</b>
6	<b>Finance costs</b>	<b>-</b>	<b>-</b>	<b>-</b>	<b>-</b>	<b>-</b>	<b>-</b>
7	<b>Profit / (Loss) from ordinary activities after finance costs but before exceptional items (5+/-)6)</b>	<b>(7.86)</b>	<b>40.80</b>	<b>22.70</b>	<b>42.56</b>	<b>49.58</b>	<b>42.56</b>
8	<b>Exceptional items</b>	<b>-</b>	<b>-</b>	<b>-</b>	<b>-</b>	<b>-</b>	<b>-</b>
9	<b>Profit / (Loss) from ordinary activities before tax (7+/-)8)</b>	<b>(7.86)</b>	<b>40.80</b>	<b>22.70</b>	<b>42.56</b>	<b>49.58</b>	<b>42.56</b>
10	<b>Tax expense</b>	<b>-</b>	<b>-</b>	<b>-</b>	<b>-</b>	<b>-</b>	<b>-</b>
11	<b>Net Profit / (Loss) from ordinary activities after tax (9+/-)10)</b>	<b>(7.86)</b>	<b>40.80</b>	<b>22.70</b>	<b>42.56</b>	<b>49.58</b>	<b>42.56</b>
12	<b>Extraordinary items (net of expense Rs. ____ Lakhs)</b>	<b>-</b>	<b>-</b>	<b>-</b>	<b>-</b>	<b>-</b>	<b>-</b>
13	<b>Net Profit / (Loss) for the period (11+/-)12)</b>	<b>(7.86)</b>	<b>40.80</b>	<b>22.70</b>	<b>42.56</b>	<b>49.58</b>	<b>42.56</b>
14	<b>Share of profit / (Loss) of associates*</b>	<b>-</b>	<b>-</b>	<b>-</b>	<b>-</b>	<b>-</b>	<b>-</b>
15	<b>Minority interest*</b>	<b>-</b>	<b>-</b>	<b>-</b>	<b>-</b>	<b>-</b>	<b>-</b>
16	<b>Net Profit / (Loss) after taxes, minority interest and share of profit / loss of associates (13+/-)14+/-)15)*</b>	<b>(7.86)</b>	<b>40.80</b>	<b>22.70</b>	<b>42.56</b>	<b>49.58</b>	<b>42.56</b>
17	<b>Paid-up equity share capital (Face Value of Share is Rs.10/- each)</b>	<b>5,001.25</b>	<b>5,001.25</b>	<b>5,001.25</b>	<b>5,001.25</b>	<b>5,001.25</b>	<b>5,001.25</b>
18	<b>Reserve excluding Revaluation Reserves as per balance sheet of previous accounting year</b>	<b>-</b>	<b>-</b>	<b>-</b>	<b>323.66</b>	<b>230.89</b>	<b>323.66</b>
19 i	<b>Earnings per share (before extraordinary items) (of Rs. ____/- each ) (not annualised):</b>						
	(a) Basic	-	-	-	-	-	-
	(b) Diluted	-	-	-	-	-	-
19 ii	<b>Earnings per share (after extraordinary items) (of Rs. ____/- each ) (not annualised):</b>						
	(a) Basic	-	-	-	-	-	-
	(b) Diluted	-	-	-	-	-	-

see accompanying note to the financial results

\* Applicable in the case of consolidated results

**Note:**

Profit / loss from discontinuing operations, if any, included in the above shall be disclosed separately with details thereof.

The above results were reviewed by an Audit Committee and thereafter taken on record by the Board of Directors in their meeting held on 29/05/2017.

A company which presents quarterly financial results in accordance with Ind AS 34 Interim Financial Reporting (applicable under Companies (Indian Accounting Standards) Rules, 2015) for the period covered by its first Ind AS financial statement shall comply with the requirements of paragraph 32 of Ind AS 101 - First time Adoption of Indian Accounting Standard.

Place : Guwahati

Date : 29.05.2017



**Regulation 33 of the SEBI (Listing Obligations and Disclosure Requirements) Regulations, 2015**

	<b>Stadalone / Consolidated Statement of Assets and Liabilities Particulars</b>	<b>As at (current half year end) (31/03/2017)</b>	<b>As at (Previous year end) (31/03/2016)</b>
<b>A</b>	<b>EQUITY AND LIABILITIES</b>		
<b>1</b>	<b>Shareholder's funds</b>		
	(a) Share capital	5,001.25	5,001.25
	(b) Reserves and surplus	323.66	280.46
	© Money received against share warants		
	<b>Sub- total - Shareholder's funds</b>	<b>5,324.91</b>	<b>5,281.71</b>
	<b>Share application money pending allotment</b>	<b>-</b>	<b>-</b>
<b>2</b>			
<b>3</b>	<b>Minority interest*</b>	<b>-</b>	<b>-</b>
<b>4</b>	<b>Non-current liabilities</b>		
	(a) Long-term borrowings	-	-
	(b) Deferred tax liabilities (net)	-	-
	© Other long-term liabilities	-	-
	(d) Long-term provisions	-	-
	<b>Sub-total-Non-current liabilities</b>	<b>-</b>	<b>-</b>
<b>5</b>	<b>Current liabilities</b>		
	(a) Short-term borrowings	-	-
	(b) Trade payables	-	-
	(c ) Other current liabilities	-	-
	(d) Short-term provisions	0.77	0.20
	<b>Sub-total- Current liabilities</b>	<b>0.77</b>	<b>0.20</b>
	<b>TOTAL - EQUITY AND LIABILITIES</b>	<b>5,325.68</b>	<b>5,281.91</b>
<b>B</b>	<b>ASSETS</b>		
<b>1</b>	<b>Non-current assets</b>		
	(a) Fixed assets	-	-
	(b) Goodwill on consolidation*	-	-
	(c ) Non-current investments	1,044.78	1,022.91
	(d) Deferred tax assets (net)	-	-
	(e) Long-term loans and advances	55.21	59.24
	(f) Other non-current assets	-	-
	<b>Sub-total-Non-current assets</b>	<b>1,099.99</b>	<b>1,082.15</b>
<b>2</b>	<b>Current assets</b>		
	(a) Current investments	-	-
	(b) Inventories	1,302.85	1,302.91
	© Trade receivables	415.99	466.41
	(d) Cash and cash equivalents	12.50	38.16
	(e) Short-term loans and advances	2,494.35	2,392.28
	(f) Other current assets	-	-
	<b>Sub-total-Current assets</b>	<b>4,225.69</b>	<b>4,199.76</b>
	<b>TOTAL - ASSETS</b>	<b>5,325.68</b>	<b>5,281.91</b>

\* Applicable in the case of consolidated statement of assets and liabilities.

