

**Regd. Off.:** HOUSE No.36,S.C.ROAD BYLANE-3,ATHGAON PUKURIPAR,GUWAHATI-781001

CIN: L32203AS1983PLC002082

**Corp. Off.:** 21/7, SAHAPUR COLONY, GROUND FLOOR, KOLKATA – 700053

Web site: [neelectronics.co.in](http://neelectronics.co.in)

E-mail ID: [ne\\_electronic@yahoo.co.in](mailto:ne_electronic@yahoo.co.in)

Phone No.: +91 9163513015

Date: November 12, 2021

**Head- Listing & Compliance**  
**Metropolitan Stock Exchange of India Ltd. (MSEI),**  
**4th Floor, Vibgyor Towers, Plot No. C 62,**  
**G Block, Opp. Trident Hotel,**  
**Bandra Kurla Complex, Bandra (E),**  
**Mumbai – 400 098**

Dear Sir,

**Sub: Outcome of the Board Meeting held on today, November 12, 2021**


Please note that the Board of Directors of the Company at its meeting held today, which commenced at 4.30 p.m. and concluded at 5.15 p.m. has inter alia transacted the following business:

1. Considered and approved Un-audited Financial Results along with Limited Review Report for the quarter and half year ended September 30, 2021;
2. Considered and approved Statement of Assets and Liabilities for the quarter and half year ended September 30, 2021.

Kindly take the same on your records and acknowledge the receipt.

Thanking You,

**For N. E. Electronics Limited**

*Swapan*  


**Swapan Sarkar**  
**Director**  
**DIN : 05149442**

Encl: As above

# N. E. ELECTRONICS LIMITED

(CIN : L32203AS1983PLC002082)

**Regd Office :** HOUSE No.36, S.C.ROAD BYLANE-3, ATHGAON PUKURIPAR, GUWAHATI - 781 001

**Corp. Office :** 21/7, Sahapur Colony, Ground Floor, Kolkata – 700 053

Email : ne\_electronic@yahoo.co.in, Website : neelectronics.co.in, Tel.: +91 9163513467

## UNAUDITED FINANCIAL RESULTS FOR THE QUARTER AND HALF YEAR ENDED 30TH SEPTEMBER, 2021

(Rs. In Lacs)

	Particulars	Quarter Ended			Half Year Ended		Year Ended
		30-09-2021	30-06-2021	30-09-2020	30-09-2021	30-09-2020	31-03-2021
		(Unaudited)	(Unaudited)	(Unaudited)	(Unaudited)	(Unaudited)	(Audited)
I	Income From Operations	-	2.32	-	2.32	-	-
II	Other Income	1.20	1.20	41.43	2.40	41.43	41.43
III	<b>Total Income from operations (I + II)</b>	<b>1.20</b>	<b>3.52</b>	<b>41.43</b>	<b>4.72</b>	<b>41.43</b>	<b>41.43</b>
IV	Expenses						
	(a) Cost of materials consumed	-	-	-	-	-	-
	(b) Purchase of stock-in-trade	-	-	74.14	-	745.10	1,235.34
	(c) Changes in inventories of finished goods, work-in-progress and stock-in-trade	-	2.33	(74.14)	2.33	(745.09)	(1,235.34)
	(d) Employee benefits expense	1.03	0.85	3.02	1.88	5.71	11.93
	(e) Depreciation and amortisation expense	-	-	-	-	-	-
	(f) Finance Cost	-	-	-	-	-	-
	(g) Other expenses	0.68	3.08	7.17	3.77	8.14	18.24
	<b>Total Expenses</b>	<b>1.71</b>	<b>6.26</b>	<b>10.19</b>	<b>7.97</b>	<b>13.86</b>	<b>30.17</b>
V	<b>Profit (Loss) before exceptional Items and extraordinary items and tax (III-IV)</b>	<b>(0.51)</b>	<b>(2.74)</b>	<b>31.24</b>	<b>(3.25)</b>	<b>27.57</b>	<b>11.26</b>
VI	Exceptional Items	-	-	-	-	-	-
VII	Profit from ordinary activities before finance costs and Exceptional Items (V-VI)	(0.51)	(2.74)	31.24	(3.25)	27.57	11.26
VIII	Extra Ordinary Items	-	-	-	-	-	-
IX	<b>Net Profit/(Loss) before tax (VII-VIII)</b>	<b>(0.51)</b>	<b>(2.74)</b>	<b>31.24</b>	<b>(3.25)</b>	<b>27.57</b>	<b>11.26</b>
X	Tax Expense :						
	(1) Current Tax	-	-	-	-	-	4.28
	(2) Deferred Tax	-	-	-	-	-	-
	<b>Total Tax Expenses</b>	<b>-</b>	<b>-</b>	<b>-</b>	<b>-</b>	<b>-</b>	<b>4.28</b>
XI	<b>Net profit /(Loss) for the period from continuing operations (IX-X)</b>	<b>(0.51)</b>	<b>(2.74)</b>	<b>31.24</b>	<b>(3.25)</b>	<b>27.57</b>	<b>6.98</b>
XII	Profit /(Loss) for the period from discontinuing operations	-	-	-	-	-	-
XIII	Tax expense of discontinuing operations	-	-	-	-	-	-
XIV	Profit /(Loss) for the period from discontinuing operations (after tax)	-	-	-	-	-	-
XV	<b>Profit (Loss) for the period (XI + XIV)</b>	<b>(0.51)</b>	<b>(2.74)</b>	<b>31.24</b>	<b>(3.25)</b>	<b>27.57</b>	<b>6.98</b>
XVI	Other Comprehensive Income	-	-	-	-	-	19.58
XVII	<b>Total Comprehensive Income</b>	<b>(0.51)</b>	<b>(2.74)</b>	<b>31.24</b>	<b>(3.25)</b>	<b>27.57</b>	<b>26.56</b>
XVIII	<b>Paid up equity share capital (Face Value of Rs.10/- per Share)</b>	<b>5,001.25</b>	<b>5,001.25</b>	<b>5,001.25</b>	<b>5,001.25</b>	<b>5,001.25</b>	<b>5,001.25</b>
XVIX	Reserves (excluding Revaluation Reserve) as shown in the Audited Balance Sheet of the previous year	-	-	-	-	-	785.62
XX	Earnings Per Share (EPS)						
	(a) Basic	-	-	0.01	-	0.01	-
	(b) Diluted	-	-	0.01	-	0.01	-


### Notes:

- The above results are in compliance with Indian Accounting Standards (Ind-AS) notified by the Ministry of Corporate Affairs. The results for the previous periods have been restated as per Ind AS. The standalone financial results of the Company for the quarter and half year ended 30th September, 2021 have been reviewed by the Audit Committee at their meeting held on 12th November, 2021 and have been approved by the Board of Directors at its meeting held on 12th November, 2021.
- The Statutory Auditors have carried out a "Limited Review" of the above financial results for the quarter/half ended 30th September, 2021.
- Previpous period/Year figures have been regrouped/reclassified to make them comparable with those of current period/year.

**For N.E.Electronics Limited**

**Place : Kolkata**

**Date : 12.11.2021**



Swapan Sarkar

**Director**

(DIN: 05149442)



**N. E. ELECTRONICS LIMITED**

(CIN : L32203AS1983PLC002082)

Regd Office : HOUSE No.36, S.C.ROAD BYLANE-3, ATHGAON PUKURIPAR, GUWAHATI - 781 001

Corp. Office : 21/7, Sahapur Colony, Ground Floor, Kolkata – 700 053

**Standalone Statement of Assets and Liabilities**


(Rs. In Lacs)

Sr No	Particulars	Current Half year ended 30th September 2021 (Unaudited)	Previous Year ended 31st March 2021 (Audited)
	<b>Assets</b>		
1	<b>Non-Current Assets</b>		
	Property, Plant And Equipment	-	-
	Capital Work-In-Progress	-	-
	Investment Property	-	-
	Goodwill	-	-
	Other Intangible Assets	-	-
	Biological Assets Other Than Bearer Plants	-	-
	Investments Accounted For Using Equity Method	-	-
	<b>Non-Current Financial Assets</b>	-	-
	Non-Current Investments	1,072.78	1,072.78
	Trade Recivables, Non-Current	-	-
	Loans, Non-Current Financial Assets	3.28	3.28
	<b>Total Non-Current Financial Assets</b>	<b>1,076.06</b>	<b>1,076.06</b>
	Deferred Tax Assets (Net)	-	-
	Other Non-Current Assets	-	-
	<b>Total Non-Current Assets</b>	<b>1,076.06</b>	<b>1,076.06</b>
2	<b>Current Assets</b>		
	Inventories	3,619.06	3,621.38
	<b>Current Financial Assets</b>		
	Current Investments	-	-
	Trade Recivables, Current	398.91	398.91
	Cash And Cash Equivalants	4.77	4.39
	Bank Balance Other Than Cash And Cash Equivalents	0.11	2.65
	Loans, Current	-	-
	Other Current Financial Assets	-	-
	<b>Total Current Financial Assets</b>	<b>403.78</b>	<b>405.95</b>
	Current Tax Assets (Net)	-	-
	Other Current Assets	684.72	684.72
	<b>Total Current Assets</b>	<b>4,707.56</b>	<b>4,712.06</b>
	Non-Current Assets Classified As Held For Sale	-	-
	Regulatory Deferral Account Debit Balance And Related	-	-
	Deferred Tax Assets	-	-
	<b>Total Assets</b>	<b>5,783.62</b>	<b>5,788.12</b>



	<b>Equity And Liabilities</b>		
1	<b>Equity</b>		
	<b>Equity Attributable To Owners Of Parent</b>		
	Equity Share Capital	5,001.25	5,001.25
	Other Equity	782.37	785.62
	<b>Total Equity Attributable To Owners Of Parents</b>	5,783.62	5,786.87
	Non Controlling Assets	-	-
	<b>Total Equity</b>	<b>5,783.62</b>	<b>5,786.87</b>
2	<b>Liabilities</b>		
	<b>Non-Current Liabilities</b>		
	<b>Non-Current Financial Liabilities</b>		
	Borrowing, Non-Current	-	-
	Trade Payables, Non Current	-	-
	Other Non-Current Liabilities	-	-
	<b>Total Non-Current Financial Liabilities</b>	-	-
	Provision, Non-Current	-	-
	Deferred Tax Liabilities (Net)	-	-
	Deferred Government Grants, Non-Current	-	-
	Other Non-Current Liabilities	-	-
	<b>Total Non-Current Liabilities</b>	-	-
	<b>Current Liabilities</b>		
	<b>Current Financial Liabilities</b>		
	Borrowings Current	-	-
	Trade Payables, Current	-	-
	Other Current Financial Liabilities	-	-
	Short-Term Provisions	-	1.17
	<b>Total Current Financial Liabilities</b>	-	<b>1.17</b>
	Other Current Liabilities	-	0.08
	Provisions, Current	-	-
	Current Tax Liabilities (Net)	-	-
	Deferred Government Grants, Current	-	-
	<b>Total Current Liabilities</b>	-	<b>0.08</b>
	Liabilities Directly Associated With Assets In Disposal Group Classified As Held For Sale	-	-
	Regulatory Deferral Account Credit Balance And Related Deferred Tax Liability	-	-
	<b>Total Liabilities</b>	-	<b>1.25</b>
	<b>Total Equity And Liabilities</b>	<b>5,783.62</b>	<b>5,788.12</b>

Place: Kolkata  
Dated: 12.11.2021



For N.E. Electronics Limited

Swapan Sarkar  
Director  
(DIN: 05149442)



**N. E. ELECTRONICS LIMITED**

(CIN : L32203AS1983PLC002082)

Regd Office : HOUSE No.36, S.C.ROAD BYLANE-3, ATHGAON PUKURIPAR, GUWAHATI - 781 001

Corp. Office : 21/7, Sahapur Colony, Ground Floor, Kolkata – 700 053

**Cash Flow Statement for the Half Year ended September 30, 2021**

(Rs. In Lacs)

	Half year ended 30th September, 2021	Previous Year Ended 31st March, 2021
	(Unaudited)	(Audited)
<b>A. Cash Flow From Operating Activities</b>		
Net Profit before taxation	-3.25	11.26
Add: Depreciation	-	-
Add: Interest Expenses	-	-
Add: Loss on sale of Fixed Asset	-	4.16
Less :Interest Income	-	-41.43
<b>Operating Profit before working Capital Changes</b>	<b>-3.25</b>	<b>-26.02</b>
Adjustment for:		
Non Current Financial Assets		-
Other Non Current Assets	-	-
Inventories	2.33	-1,235.34
Trade receivable	-	-
Other Current Assets	-	386.00
Loans and Advances	-	695.30
Trade payable and other Liabilities	-	-
Other Financial Liabilities	-1.17	-
Other Current liabilities	-0.08	-
<b>Net Cash inflow from/(outflow) from operating activities</b>	<b>-2.17</b>	<b>-180.05</b>
<b>B. Cash flow from Investing Activities</b>		
Sale Proceeds from fixed Assets	-	-
Sale Proceeds of Investments	-	151.86
Interest received	-	41.43
Fixed Assets Purchase	-	-
Income tax	-	-11.72
<b>Net Cash inflow from/(outflow) from Investing Activities</b>	<b>-</b>	<b>181.57</b>
<b>C. Cash flow from Financing Activities</b>		
Proceeds from Borrowing	-	-
Interest paid	-	-
Dividend Paid	-	-
<b>Net Cash inflow from/(outflow) from Financing Activities</b>	<b>-</b>	<b>-</b>
<b>Net Increase /(decrease) in cash and Cash Equivalents</b>	<b>-2.17</b>	<b>1.51</b>
<b>Opening Cash and Cash Equivalents</b>		
Cash in Hand	4.40	3.89
Bank balances	2.65	1.65
<b>Total</b>	<b>7.05</b>	<b>5.54</b>
<b>Closing Cash and Cash Equivalents</b>		
Cash in hand	4.77	4.40
Bank balances	0.11	2.65
<b>Total</b>	<b>4.88</b>	<b>7.05</b>

For N.E.Electronics Limited

Place : Kolkata

Date : 12.11.2021


 (Swapan Sarkar)  
**Director**  
 (DIN: 05149442)

**LIMITED REVIEW REPORT**

To  
The Board of Directors,  
**N. E. Electronics Limited**

We have reviewed the unaudited financial results of **N. E. Electronics Limited** ("the Company"), for the quarter ended September 30, 2021 together with the notes thereon (the "Statement"). The Statement has been prepared by the Company pursuant to Regulation 33 of the Securities and Exchange Board of India (Listing Obligations and Disclosure Requirements) Regulations, 2015 (the "Listing Regulations, 2015"), Which has been initialed by us for identification purposes. The Statement is the responsibility of the Company's management and has been approved by the Board of Directors. Further, the management is also responsible to ensure that the accounting policies used in preparation of this Statement are consistent with those used in the preparation of the Company's opening unaudited Balance Sheet as at April 01, 2016 prepared in accordance with the Companies (Indian Accounting Standards) Rules, 2015 (Ind AS) prescribed under Section 133 of the Companies Act, 2013 and other recognized accounting practices and policies. Our responsibility is to issue a report on the Statement based on our review.


We conducted our review in accordance with the Standard on Review Engagement (SRE) 2410, "Review of Interim financial information performed by the independent auditor of the entity" issues by the Institute of Chartered Accountants of India. This standard requires that we plan and perform the review to obtain moderate assurance as to whether the financial statements are free of material misstatement. A review is limited primarily to inquiries of company personnel and analytical procedures applied to financial data and thus provides less assurance than an audit. We have not performed an audit and accordingly we do not express an audit opinion.

Based on our review conducted as above, nothing has come to our attention that causes us to believe that the Statement has not been prepared in all material respects in accordance with Ind AS and other recognized accounting practiced and policies, and has not disclosed the information required to be disclosed in terms of Regulation 33 of the Listing Regulations, 2015 including the manner in which it is to be disclosed, or that it contains any material misstatement.

We draw attention to the following matters:

- a) Note 2 to the Statement which states that the Company has adopted Ind AS for the financial year commencing from April 1, 2021, and accordingly, the Statement has been prepared by the Company's Management in compliance with Ind AS.
- b) We were neither engaged to review, nor have we review, nor have we reviewed the comparative figures including reconciliation to the Total Comprehensive Income for the quarter ended on September 30, 2021. As set out in note 5 to the Statement, these figures have been furnished by the Management.

Place : Kolkata  
Date : 12<sup>th</sup> November, 2021

For **S. N. Chakrabarty & Co.**  
Chartered Accountants  
  
Saurindra Nath Chakrabarty  
(Proprietor)  
Membership No : 016230  
Firm Regn. No.: 309080E  
UDIN : 21016230 AAAAQM9146